

2000 Series Ball Valves

DESCRIPTION

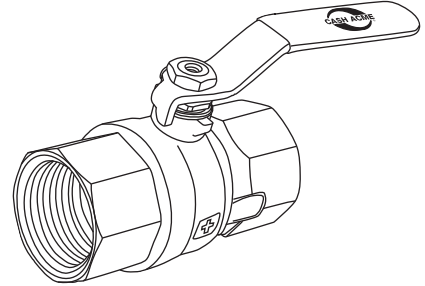
The Cash Acme 2000 and 2000C are high quality forged brass ball valves, manufactured to exacting standards.

All Cash Acme Ball Valves include a packing nut that may be adjusted independently of the handle lock-nut, thereby extending the life of the packing gland.

The **Cash Acme Ball Valves** are rated to 600 psi WOG and 150 psi WSP. Temperature rating on the 2000 and 2000C is 300°F max water temperature. They are available with threaded (2000) or sweat copper ends (2000C). Both valves meet MSS-SP-110 standard.

The **Cash Acme 2010 and 2010C** carry a wide variety of approvals: AGA, CGA, UL, ULC and Factory Mutual for the 2010 and UL, UL C and factory Mutual for the 2010C.

The valves are rated to 600 psi WOG and 15-psi WSP. Temperature rating on the 2010 and 2010C is 300°F max water temperature. Available with threaded (2010) or sweat copper ends (2010C). Both valves meet MSS-SP-110 standard.



FEATURES AND BENEFITS

Convenient single lever control:

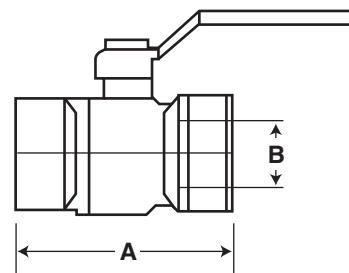
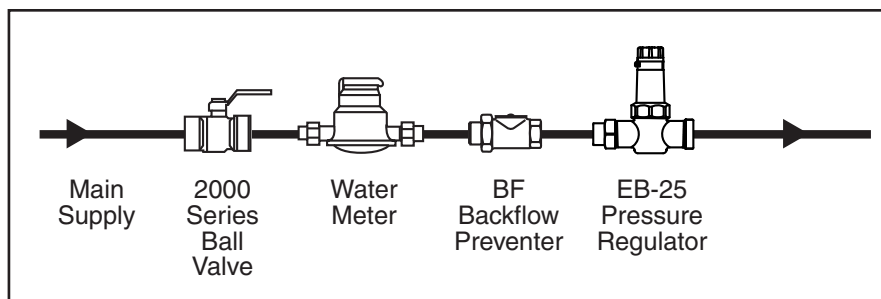
Makes them easy to use and encourages shut-off of the water supply.

Economical and easy to install:

Saves money and time!

2000 Series Ball Valves

TYPICAL INSTALLATION



SPECIFICATION DATA

Performance:

Maximum temperature 300°F (water)
 Maximum pressure 600 psi (WOG), 150 psi (WSP)
 Service Water, oil, gas and steam

Materials:

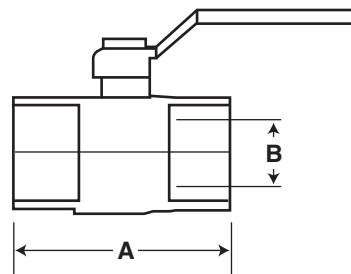
Body Brass
 Seat Ring PTFE
 Ball Brass, chrome plated
 Body End Retainer Brass
 Stem Brass
 O-ring NBR
 Packing PTFE
 Packing Nut Brass
 Handle Nut Zinc plated steel
 Handle Zinc plated steel

CONNECTIONS

Threaded (NPT) 1/4" through 2"
 Sweat Copper 1/2" through 1"

THREADED (NPT) ENDS

Size	A	B
1/4"	1-13/16"	1/4"
3/8"	1-13/16"	3/8"
1/2"	2"	1/2"
3/4"	2-3/8"	3/4"
1"	3"	1"
1-1/4"	3-5/16"	1-1/4"
1-1/2"	3-5/8"	1-1/2"
2"	4-5/16"	2"



SWEAT COPPER ENDS

Size	A	B
1/2"	1-15/16"	1/2"
3/4"	5-1/2"	3-3/4"
1"	3-5/16"	1"